

# Porto to Tui



**Follow  
the  
Camino**

Your Camino Agent since 2007

[info@followthecamino.com](mailto:info@followthecamino.com)

+353 1 687 2144

+44 20 3411 0701

+1 877 778 1750

©Follow the Camino - All Rights Reserved

# YOUR CAMINO JOURNEY STARTS HERE

This travel plan provides a **day-by-day outline** of a sample trip, giving you a clear idea of what to expect. Keep in mind that this package can be fully **tailored** to your preferences. As a **2024 Traveler's Choice Award winner** on **TripAdvisor**, we're proud to be trusted by hundreds of travelers who praise our **seamless service**, expert **guidance**, and unforgettable **experiences**. Before you set off, take a moment to read some of their stories.



Follow The Camino



Reviews from millions of Tripadvisor travellers place this winner in the top 10% worldwide.



\*There is a Camino for everyone! Photos are for inspiration and may differ from your selected itinerary.

**LIZ F.**



**Walking the french camino is one of the best experiences of my life.**

*I was a bit anxious before starting my Camino walk but once I was into it , I had a brilliant time.*

*Follow the Camino planned my trip and everything went seamlessly , so all I had to do was concentrate on walking ! Il be back for sure.*

**LARA K.**



**Wonderful all round experience**

*Follow The Camino delivered on everything they promised with accomodation selection great and transfer of luggage seamless. The actual walk was wonderful and matched or exceeded my expectations. Wouldn't hesitate to use them again for my next Camino. Loved it!!!!*

**RANDY R.**



**Follow the Camino Frances**

*The Camino Frances was the best vacation experience I've ever had. Fitness, new friends, and fantastic country. Highly recommended.*

**GRETA O.**



**Follow the Camino with an eighty year old**

*Follow the Camino was excellent. Hotels included dinner and breakfast. Clean and good food. Luggage transfer seamless. Well done.*



# ITINERARY

 Stage 4 of 5

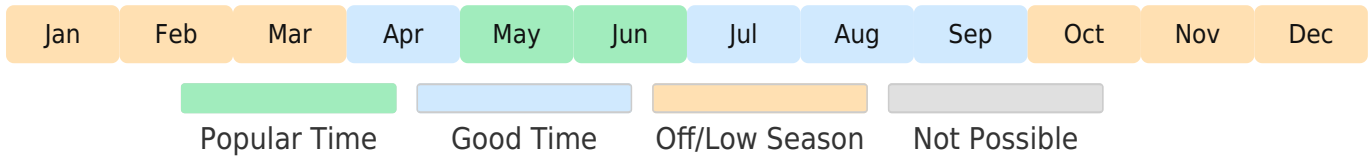
 126km

 8 days

 Comfort

 Moderate

Starting from  
€839



Overall

Distance:

11.5 min | 25.2km average | 37.4 max

Ascent:

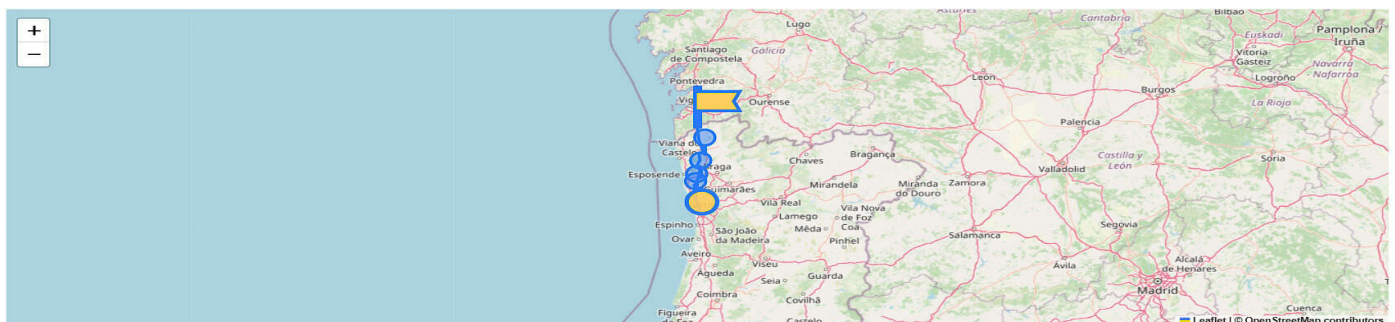
170 min | 452m average | 922.8 max

Cardio:

2 3 4 5

The Camino Portugues became an extremely popular route when the country gained its independence in the 12th Century. This section is the last section you walk in Portugal as it moves from the coastal city of Porto north and inland, passing by traditional and historical villages including Barcelos and Ponte de Lima and crossing the Lima and then the Minho River, to the border with Spain and your destination, the town of Tui. This section is full of history, with the area of strategic importance to the Romans and then the Portuguese independence movement centuries later.

## Map



## Services

### Included in this package

- ✓ Bed & Breakfast
- ✓ Specially Hand-Picked Accommodation
- ✓ Our Holiday or Pilgrim Pack
- ✓ 24/7 On-Call Support
- ✓ Virtual Face-to-Face Pre-Departure Briefing

### Add-On

- ⊕ Premium Accommodation
- ⊕ Airport Pick-Up
- ⊕ Additional Nights
- ⊕ Dinners
- ⊕ Luggage Transfers from Hotel to Hotel
- ⊕ Day Tours to Local Sites of Interest

Not included: Flights/trains, Insurance, Drinks/Lunch

Day  
1  
km

## **PORTO**

The entire old city of Porto became a UNESCO World Heritage Site in 1996 and there's plenty going on here to warrant that title. Set on the bank of the Douro River near the Atlantic Ocean, the city is perhaps best known globally for its famous Port wine, wine that goes down very well on the countless terraces and restaurants in Porto!

Day  
2  
23 km

## **PORTO -> FAJOZES**

The terrain leaving Porto is generally flat and makes the first day of walking gentle. There are numerous ancient churches along the Camino and nearby, such as the 12th Century monastery, Mosteiro Leca do Balio, built on the exact spot a Roman temple dedicated to the god Jupiter once stood.

Day  
3  
11.5 km

## **FAJOZES -> ARCOS**

From Fajozes, the Camino starts heading north-east, gradually moving away from the coastline. A little bit outside Fajozes the route crosses an incredible mediaeval bridge, Dom Zameiro. The first woodlands of this section also appear here, with pine and eucalyptus trees providing shade from the sun.

Day  
4  
20.6 km

## **ARCOS -> BARCELOS**

Day 4 is a relatively short walk as the path leaves Arcos. Gentle woodland and charming villages alternate along the route, and there's the option to visit the Chapel of Santa de Franqueira, which provides panoramic hilltop views. Further on, you cross another well-preserved mediaeval bridge and soon arrive in the main square at the lively market town of Barcelos, complete with Renaissance fountain and one of the largest markets in Europe.

Day  
5  
33.5 km

## **BARCELOS -> PONTE DE LIMA**

As we leave Barcelos, we start to feel Galicia approaching. The landscape begins to change, becoming both hillier and greener, offering pastoral views all day. This day is probably the most challenging section of this route as there aren't many towns or villages to stop at, and there are a few steep inclines. However, it's worth it for the scenery alone.

Day  
7

37.4 km

### PONTE DE LIMA -> TUI

Leaving Ponte de Lima you will be struck by the beautiful scenery on your way to Tui. Passing through vineyards and forest paths, today is a restful day of introspection for the soul. Arriving at the port in Tui, treat yourself to a glass of wine and some seafood!

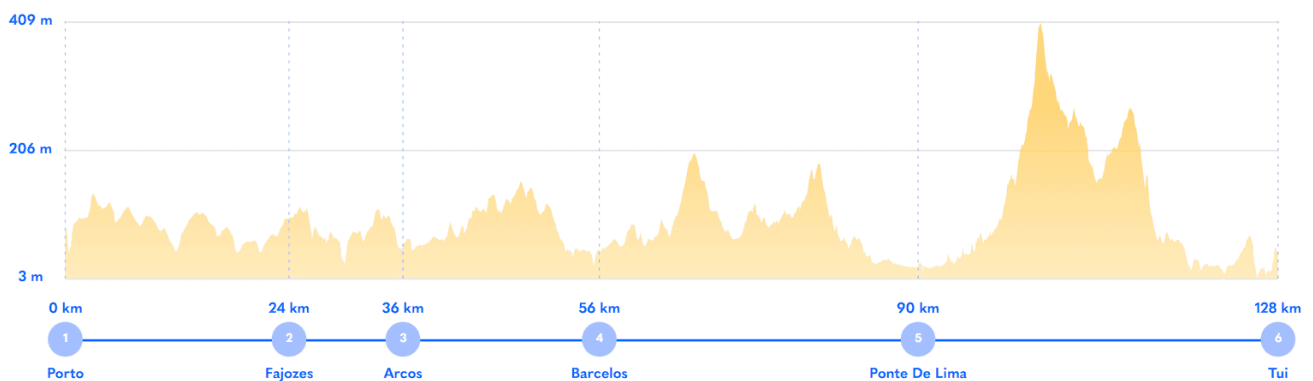
Day  
8

km

### TUI

After breakfast, we bid you farewell. Before you depart, take a walk through the town's picturesque streets, and as you approach the Plaza de San Fernando, the silhouette of the west-facing facade of the 12th Century cathedral will provide you with a lasting memory.

## Elevation Chart



# NOTES & QUESTIONS FOR MY CAMINO PLANNER

We know that planning your Camino is a personal journey, and we want to make sure everything is just right for you. Use this space to **jot down your thoughts, questions, and preferences**. Here are some ideas to discuss with your Camino planner:

- Are the daily distances suitable for me, or should I split them into shorter walking days?
- Where would you recommend taking a rest day?
- Would I like to add a tour or special experience along the way?
- Do I need transfers to and from the airport?
- Are there any accommodations I would like to upgrade?
- Would I like luggage transfers for lighter walking days?
- Are there any dietary preferences or special requests I should mention?

Feel free to write down any other thoughts or questions below:

---

---

---

---

---

---

Your Camino planner is here to help make your journey as smooth and enjoyable as possible!

## ABOUT US

At Follow the Camino, we are not just a tour operator; we are **passionate Camino enthusiasts** who have been guiding pilgrims **since 2007**. As the first tour operator in Ireland to coordinate walks on the Camino de Santiago, we offer unrivaled expertise in designing **life-changing adventures**.

Don't hesitate to contact us at [info@followthecamino.com](mailto:info@followthecamino.com) to request your **personalized itinerary**. We can add rest days or split days to suit your pace, as well as include special day tours or unique activities to **enhance your Camino experience**. Let us help you create the perfect journey tailored to your needs!



# Follow the Camino

**START PLANING NOW**

[info@followthecamino.com](mailto:info@followthecamino.com) | +353 16872144 | [www.followthecamino.com](http://www.followthecamino.com)

Follow us on

